




EPAZOYUCAN HIDALGO

Analitico Mensual de Ingresos Pagados por Fuente de Financiamiento al 31/DIC/2016

Rep: rptAnaliticoPresupuesto Ingresos_FF

CUENTA	Ley Ingresos vigente	Ene	Feb	Mar	Abr	May	Jun	Jul	Ago	Sep	Oct	Nov	Dic	Total	Diferencia (Vigente - Total)
01 RECURSOS PROPIOS															
4000 INGRESOS Y OTROS BENEFICIOS	\$4,401,900.00	\$795,772.40	\$299,020.83	\$119,079.67	\$64,808.15	\$51,029.25	\$55,535.62	\$1,744,682.98	\$587,651.03	\$2,573,097.19	\$142,503.13	\$270,114.75	\$229,794.38	\$6,933,089.38	-\$2,531,189.38
4100 Ingresos de gestion	\$1,600,000.00	\$795,772.40	\$299,020.67	\$119,079.67	\$64,808.15	\$51,029.25	\$55,535.62	\$1,744,682.98	\$587,651.03	\$2,573,097.19	\$142,503.13	\$91,642.68	\$29,016.93	\$6,553,839.70	-\$4,953,839.70
4110 Impuestos	\$50,000.00	\$630,483.09	\$219,935.07	\$71,830.79	\$20,542.06	\$20,447.89	\$14,698.91	\$22,183.02	\$262,455.49	\$21,100.67	\$28,592.75	\$0.00	\$0.00	\$1,312,269.74	-\$1,262,269.74
4110 Impuestos sobre juegos permitidos espectaculos publicos	\$30,000.00	\$0.00	\$0.00	\$0.00	\$0.00	\$0.00	\$0.00	\$0.00	\$0.00	\$0.00	\$0.00	\$0.00	\$0.00	\$0.00	\$30,000.00
4111 Impuesto a comercios ambulantes	\$20,000.00	\$0.00	\$0.00	\$0.00	\$0.00	\$0.00	\$0.00	\$0.00	\$0.00	\$0.00	\$0.00	\$0.00	\$0.00	\$0.00	\$20,000.00
4112 Impuestos sobre patrimonio	\$1,550,000.00	\$630,483.09	\$219,935.07	\$71,830.79	\$20,542.06	\$20,447.89	\$14,698.91	\$22,183.02	\$262,455.49	\$21,100.67	\$28,592.75	\$85,150.48	\$28,179.43	\$1,425,599.65	\$124,400.35
4112 Impuesto predial urbano	\$489,099.52	\$493,461.79	\$202,695.21	\$63,223.07	\$11,297.48	\$10,582.71	\$4,162.15	\$19,906.20	\$16,362.44	\$2,462.58	\$3,706.91	\$12,774.89	\$31,277.21	\$871,912.64	-\$382,813.12
4112 Impuesto predial rustico	\$459,936.12	\$317,832.72	\$69,910.14	\$22,073.67	\$7,945.24	\$4,631.48	\$5,020.21	\$4,568.24	\$5,194.68	\$6,230.16	\$3,705.62	\$12,148.64	\$10,318.02	\$469,578.82	-\$9,642.70
4112 Impuesto predial ejidal	\$50,964.36	\$29,197.44	\$8,924.20	\$4,492.27	\$528.15	\$125.04	\$371.98	\$1,374.18	\$201.32	\$293.77	\$125.04	\$1,073.55	\$2,405.18	\$49,112.12	\$1,852.24
4112 Impuesto predial descuentos	\$0.00	-\$223,204.86	-\$67,752.56	-\$21,953.22	-\$1,936.66	-\$1,186.34	-\$1,297.39	-\$7,819.60	-\$695.95	-\$693.88	-\$833.86	-\$11,576.28	-\$39,010.92	-\$377,961.52	\$377,961.52
4112 Impuesto sobre traslado de dominio y otras	\$520,000.00	\$13,196.00	\$6,158.08	\$3,995.00	\$2,707.85	\$6,295.00	\$6,441.96	\$4,154.00	\$241,393.00	\$12,808.04	\$21,889.04	\$70,729.68	\$23,189.94	\$412,957.59	\$107,042.41
4112 Accesorios de impuestos	\$30,000.00	\$0.00	\$0.00	\$0.00	\$0.00	\$0.00	\$0.00	\$0.00	\$0.00	\$0.00	\$0.00	\$0.00	\$0.00	\$0.00	\$30,000.00
4130 Contribuciones de mejoras	\$0.00	\$400.00	\$500.00	\$0.00	\$298.00	\$3,265.00	\$4,289.00	\$1,656,258.75	\$2,230.00	\$8,191.50	\$10,418.00	\$6,492.20	\$837.50	\$1,693,179.95	-\$1,693,179.95
4131 Contribuciones de mejoras por obras publicas	\$0.00	\$400.00	\$500.00	\$0.00	\$298.00	\$3,265.00	\$4,289.00	\$1,656,258.75	\$2,230.00	\$8,191.50	\$10,418.00	\$6,492.20	\$837.50	\$1,693,179.95	-\$1,693,179.95
4140 Derechos	\$2,410,900.00	\$42,947.25	\$50,879.56	\$32,258.00	\$33,250.00	\$24,757.00	\$27,936.55	\$30,858.08	\$304,018.00	\$45,940.07	\$80,071.29	\$56,371.80	\$62,567.35	\$791,854.95	\$1,619,045.05
4143 Derechos prestacion de servicios	\$2,410,900.00	\$42,947.25	\$50,879.56	\$32,258.00	\$33,250.00	\$24,757.00	\$27,936.55	\$30,858.08	\$304,018.00	\$45,940.07	\$80,071.29	\$56,371.80	\$62,567.35	\$791,854.95	\$1,619,045.05
4143 Derechos serv drenaje y alcantarillado	\$7,900.00	\$200.00	\$0.00	\$1,000.00	\$2,000.00	\$200.00	\$0.00	\$0.00	\$0.00	\$0.00	\$0.00	\$0.00	\$0.00	\$3,400.00	\$4,500.00
4143 Derechos por servicios de alumbrado publico	\$70,000.00	\$0.00	\$0.00	\$0.00	\$0.00	\$0.00	\$0.00	\$0.00	\$0.00	\$0.00	\$0.00	\$0.00	\$0.00	\$0.00	\$70,000.00
4143 Derechos de uso rastro, Guarda y Matanza	\$0.00	\$0.00	\$0.00	\$0.00	\$0.00	\$0.00	\$0.00	\$0.00	\$0.00	\$0.00	\$0.00	\$0.00	\$180.00	\$180.00	-\$180.00
4143 Derechos de servicio de uso de panteones	\$20,000.00	\$0.00	\$1,110.00	\$0.00	\$0.00	\$0.00	\$740.00	\$0.00	\$1,850.00	\$370.00	\$740.00	\$2,220.00	\$370.00	\$7,400.00	\$12,600.00
4143 Derechos por servicios de limpieas	\$2,000.00	\$0.00	\$0.00	\$0.00	\$0.00	\$0.00	\$0.00	\$0.00	\$0.00	\$0.00	\$0.00	\$0.00	\$0.00	\$0.00	\$2,000.00
4143 Derechos de registro familiar	\$90,000.00	\$6,430.00	\$11,046.00	\$7,526.00	\$6,080.00	\$3,306.00	\$3,115.00	\$3,936.00	\$4,420.00	\$5,360.00	\$4,182.00	\$1,677.00	\$3,517.00	\$60,595.00	\$29,405.00
4143 Derechos por servicio de certificaciones legalizaciones exp copia	\$220,000.00	\$0.00	\$0.00	\$0.00	\$0.00	\$0.00	\$0.00	\$0.00	\$0.00	\$0.00	\$25,764.50	\$21,077.00	\$11,624.00	\$58,465.50	\$161,534.50
4143 Derechos por servicios de expedicion y renovacion placa	\$100,000.00	\$0.00	\$0.00	\$0.00	\$0.00	\$0.00	\$0.00	\$0.00	\$0.00	\$0.00	\$0.00	\$0.00	\$0.00	\$0.00	\$100,000.00
4143 Derechos por expedicion revalidacion y canje permisos	\$150,000.00	\$0.00	\$0.00	\$0.00	\$0.00	\$0.00	\$0.00	\$0.00	\$0.00	\$0.00	\$0.00	\$0.00	\$0.00	\$0.00	\$150,000.00
4143 Derechos por expedicion revalidacion y canje permisos anuncios	\$10,000.00	\$0.00	\$0.00	\$0.00	\$0.00	\$0.00	\$0.00	\$0.00	\$0.00	\$0.00	\$0.00	\$0.00	\$0.00	\$0.00	\$10,000.00
4143 Derechos por alineamiento deslinde y nomenclatura	\$650,000.00	\$0.00	\$0.00	\$0.00	\$0.00	\$0.00	\$0.00	\$0.00	\$0.00	\$0.00	\$0.00	\$0.00	\$0.00	\$0.00	\$650,000.00
4143 Derechos por licencia para construccion	\$110,000.00	\$0.00	\$0.00	\$0.00	\$0.00	\$0.00	\$0.00	\$0.00	\$0.00	\$0.00	\$0.00	\$0.00	\$0.00	\$0.00	\$110,000.00
4143 Derechos por autorizacion de peritos en obras para construccion	\$400,000.00	\$0.00	\$0.00	\$0.00	\$0.00	\$0.00	\$0.00	\$0.00	\$0.00	\$0.00	\$0.00	\$0.00	\$0.00	\$0.00	\$400,000.00
4143 Otros derechos por servicios relacionados con des urb	\$41,000.00	\$0.00	\$0.00	\$0.00	\$0.00	\$0.00	\$0.00	\$0.00	\$0.00	\$0.00	\$0.00	\$0.00	\$0.00	\$0.00	\$41,000.00
4143 Derechos por participacion en concursos	\$10,000.00	\$0.00	\$0.00	\$0.00	\$0.00	\$0.00	\$0.00	\$0.00	\$0.00	\$0.00	\$0.00	\$0.00	\$0.00	\$0.00	\$10,000.00
4143 Derechos por supervicion de obra publica	\$10,000.00	\$0.00	\$0.00	\$0.00	\$0.00	\$0.00	\$0.00	\$0.00	\$0.00	\$0.00	\$0.00	\$0.00	\$0.00	\$0.00	\$10,000.00
4143 Derechos por exp dictamen impacto ambiental	\$10,000.00	\$0.00	\$0.00	\$0.00	\$0.00	\$0.00	\$0.00	\$0.00	\$0.00	\$0.00	\$0.00	\$0.00	\$0.00	\$0.00	\$10,000.00
4143 Derecho especial por obras por cooperacion	\$10,000.00	\$0.00	\$0.00	\$0.00	\$0.00	\$0.00	\$0.00	\$0.00	\$0.00	\$0.00	\$0.00	\$0.00	\$0.00	\$0.00	\$10,000.00
4143 Derechos realizacion avaluos catastro	\$500,000.00	\$36,317.25	\$38,723.56	\$23,732.00	\$25,170.00	\$21,251.00	\$24,081.55	\$26,922.08	\$29,748.00	\$40,210.07	\$49,384.79	\$26,706.60	\$31,776.35	\$642,023.95	-\$142,023.95
4143 Licencias de construccion, instalaciones, reconecciones, drenajes	\$0.00	\$0.00	\$0.00	\$0.00	\$0.00	\$0.00	\$0.00	\$0.00	\$0.00	\$0.00	\$0.00	\$4,691.20	\$15,400.00	\$19,091.20	-\$19,791.20
4150 Productos de tipo corriente	\$271,000.00	\$103,900.60	\$13,164.00	\$6,150.00	\$8,408.50	\$245.00	\$3,471.31	\$4,391.00	\$4,862.79	\$38,286.00	\$15,070.00	\$93,754.50	\$1,300.00	\$236,417.70	-\$65,417.70
4159 Otros productos generan ingresos corriente	\$271,000.00	\$103,900.60	\$13,164.00	\$6,150.00	\$8,408.50	\$245.00	\$3,471.31	\$4,391.00	\$4,862.79	\$38,286.00	\$15,070.00	\$93,754.50	\$1,300.00	\$236,417.70	-\$65,417.70
4159 Arrendamiento pisos calles pasajes lugares	\$70,000.00	\$16,500.60	\$1,164.00	\$6,150.00	\$8,408.50	\$245.00	\$5,717.34	\$6,781.00	\$4,862.79	\$38,286.00	\$15,070.00	\$93,754.50	\$1,300.00	\$226,417.70	-\$65,417.70



Lic. Raúl Armando Padilla

Comandante Islas

EPAZOYUCAN HIDALGO

Análítico Mensual de Ingresos Pagados por Fuente de Financiamiento al 31/DIC/2016

Rep: rptAnálíticoPresupuesto Ingresos_FF

CUENTA	Ley Ingresos vigente	Ene	Feb	Mar	Abr	May	Jun	Jul	Ago	Sep	Oct	Nov	Dic	Total	Diferencia (Vigente - Total)
4159 Exp copias simple certificada informacion dcho acceso	\$1,000.00	\$0.00	\$0.00	\$0.00	\$0.00	\$0.00	\$0.00	\$0.00	\$0.00	\$0.00	\$0.00	\$0.00	\$0.00	\$0.00	\$1,000.00
4159 Venta de bienes muebles e inmuebles propiedad del mpio	\$200,000.00	\$0.00	\$0.00	\$0.00	\$0.00	\$0.00	\$0.00	\$0.00	\$0.00	\$0.00	\$0.00	\$0.00	\$0.00	\$0.00	\$200,000.00
4160 Aprovechamientos de tipo corriente	\$120,000.00	\$18,041.46	\$14,542.04	\$8,840.88	\$2,309.59	\$2,314.36	\$2,733.85	\$3,992.13	\$14,084.75	\$2,459,578.95	\$8,351.09	\$28,345.77	\$122,902.10	\$2,686,036.97	-\$2,566,036.97
4169 Multas	\$30,000.00	\$0.00	\$230.00	\$0.00	\$1,570.00	\$1,417.50	\$1,370.00	\$620.00	\$200.00	\$2,455,604.40	\$3,780.00	\$10,568.00	\$1,590.00	\$2,476,949.90	-\$2,446,949.90
4169 Multas impuestas a infractores	\$30,000.00	\$0.00	\$230.00	\$0.00	\$1,570.00	\$1,417.50	\$1,370.00	\$620.00	\$200.00	\$90.00	\$3,780.00	\$10,568.00	\$1,590.00	\$21,435.50	\$8,564.50
4169 Multas Federales no Fiscales	\$0.00	\$0.00	\$0.00	\$0.00	\$0.00	\$0.00	\$0.00	\$0.00	\$0.00	\$2,455,514.40	\$0.00	\$0.00	\$0.00	\$2,455,514.40	-\$2,455,514.40
4169 Otros aprovechamientos	\$90,000.00	\$18,041.46	\$14,312.04	\$8,840.88	\$739.59	\$896.86	\$1,363.85	\$3,372.13	\$13,884.75	\$3,974.55	\$4,571.09	\$17,777.77	\$121,312.10	\$209,087.07	-\$119,087.07
4169 Recargos	\$60,000.00	\$3,184.24	\$5,552.63	\$3,667.28	\$739.59	\$609.05	\$698.22	\$1,296.13	\$3,566.28	\$2,073.11	\$2,097.15	\$7,332.43	\$34,580.45	\$65,396.56	-\$5,396.56
4169 Donaciones hechas a favor del mpio	\$30,000.00	\$0.00	\$0.00	\$0.00	\$0.00	\$0.00	\$0.00	\$0.00	\$0.00	\$0.00	\$0.00	\$0.00	\$21,512.45	\$21,512.45	\$8,487.55
4169 Rezagos	\$0.00	\$14,857.22	\$8,759.41	\$5,173.60	\$0.00	\$287.81	\$665.63	\$2,076.00	\$10,318.47	\$1,901.44	\$2,473.94	\$10,445.34	\$65,219.20	\$122,178.06	-\$122,178.06
4190 Ingresos no comprendidos en las fracc de la ley	\$0.00	\$0.00	\$0.16	\$0.00	\$0.00	\$0.00	\$0.00	\$0.00	\$0.00	\$0.00	\$0.00	\$0.00	\$0.00	\$0.16	-\$0.16
4191 Importe no comprendido fraccs de la ley	\$0.00	\$0.00	\$0.00	\$0.00	\$0.00	\$0.00	\$0.00	\$0.00	\$0.00	\$0.00	\$0.00	\$0.00	\$0.00	\$0.00	\$0.00
4312 Intereses financieros repo	\$0.00	\$0.00	\$0.16	\$0.00	\$0.00	\$0.00	\$0.00	\$0.00	\$0.00	\$0.00	\$0.00	\$0.00	\$0.00	\$0.16	-\$0.16

RECURSOS PROPIOS	\$4,401,900.00	\$795,772.40	\$299,020.83	\$119,079.67	\$64,808.15	\$51,029.25	\$55,535.62	\$1,744,682.98	\$587,651.03	\$2,573,097.19	\$142,503.13	\$270,114.75	\$229,794.38	\$6,933,089.38	-\$2,531,189.38
-------------------------	-----------------------	---------------------	---------------------	---------------------	--------------------	--------------------	--------------------	-----------------------	---------------------	-----------------------	---------------------	---------------------	---------------------	-----------------------	------------------------

02 FONDO GENERAL DE PARTICIPACIONES

4200 PARTICIPACIONES APORTACIONES TRANSFERENCIAS	\$12,605,201.00	\$850,273.75	\$1,116,364.25	\$948,510.78	\$1,018,501.15	\$2,769,677.89	\$983,765.43	\$1,283,861.28	\$1,133,859.67	\$1,333,842.33	\$983,319.00	\$983,319.00	\$3,603,030.51	\$17,008,325.04	-\$4,403,124.04
4210 Participaciones y aportaciones	\$12,605,201.00	\$850,273.75	\$1,116,364.25	\$948,510.78	\$1,018,501.15	\$2,769,677.89	\$983,765.43	\$1,283,861.28	\$1,133,859.67	\$1,333,842.33	\$983,319.00	\$983,319.00	\$3,603,030.51	\$17,008,325.04	-\$4,403,124.04
4211 Ingresos fondo general de participaciones	\$12,605,201.00	\$850,273.75	\$1,116,364.25	\$948,510.78	\$1,018,127.22	\$2,769,305.00	\$983,319.00	\$1,283,319.00	\$1,133,319.00	\$1,333,319.00	\$983,319.00	\$983,319.00	\$3,603,030.51	\$17,005,525.51	-\$4,400,324.51
4312 Intereses financieros fogepa	\$0.00	\$0.00	\$0.00	\$0.00	\$373.93	\$372.89	\$446.43	\$542.28	\$540.67	\$523.33	\$0.00	\$0.00	\$0.00	\$2,799.53	-\$2,799.53

FONDO GENERAL DE PARTICIPACIONES	\$12,605,201.00	\$850,273.75	\$1,116,364.25	\$948,510.78	\$1,018,501.15	\$2,769,677.89	\$983,765.43	\$1,283,861.28	\$1,133,859.67	\$1,333,842.33	\$983,319.00	\$983,319.00	\$3,603,030.51	\$17,008,325.04	-\$4,403,124.04
---	------------------------	---------------------	-----------------------	---------------------	-----------------------	-----------------------	---------------------	-----------------------	-----------------------	-----------------------	---------------------	---------------------	-----------------------	------------------------	------------------------

03 FONDO DE FOMENTO MUNICIPAL

4200 PARTICIPACIONES APORTACIONES TRANSFERENCIAS	\$8,237,199.00	\$647,092.77	\$720,127.23	\$678,690.88	\$688,529.12	\$0.00	\$1,367,220.00	\$683,610.00	\$883,610.00	\$683,610.00	\$683,610.00	\$683,610.00	\$994,964.02	\$8,714,674.02	-\$477,475.02
4210 Participaciones y aportaciones	\$8,237,199.00	\$647,092.77	\$720,127.23	\$678,690.88	\$688,529.12	\$0.00	\$1,367,220.00	\$683,610.00	\$883,610.00	\$683,610.00	\$683,610.00	\$683,610.00	\$994,964.02	\$8,714,674.02	-\$477,475.02
4211 Ingresos fondo de fomento municipal	\$8,237,199.00	\$647,092.77	\$720,127.23	\$678,690.88	\$688,529.12	\$0.00	\$1,367,220.00	\$683,610.00	\$883,610.00	\$683,610.00	\$683,610.00	\$683,610.00	\$994,964.02	\$8,714,674.02	-\$477,475.02




FONDO DE FOMENTO MUNICIPAL	\$8,237,199.00	\$647,092.77	\$720,127.23	\$678,690.88	\$688,529.12	\$0.00	\$1,367,220.00	\$683,610.00	\$883,610.00	\$683,610.00	\$683,610.00	\$683,610.00	\$994,964.02	\$8,714,674.02	-\$477,475.02
-----------------------------------	-----------------------	---------------------	---------------------	---------------------	---------------------	---------------	-----------------------	---------------------	---------------------	---------------------	---------------------	---------------------	---------------------	-----------------------	----------------------

04 FONDO DE APORTACIONES PARA LA INFRAESTRUCTURA SOCIAL MUNICIPAL

4200 PARTICIPACIONES APORTACIONES TRANSFERENCIAS	\$2,277,035.00	\$250,284.00	\$250,284.21	\$250,285.56	\$250,286.88	\$250,289.29	\$250,291.75	\$250,304.83	\$250,310.11	\$250,301.89	\$250,282.20	\$2.26	\$0.93	\$2,507,923.91	-\$225,888.91
4210 Participaciones y aportaciones	\$2,277,035.00	\$250,284.00	\$250,284.21	\$250,285.56	\$250,286.88	\$250,289.29	\$250,291.75	\$250,304.83	\$250,310.11	\$250,301.89	\$250,282.20	\$2.26	\$0.93	\$2,507,923.91	-\$225,888.91
4211 Ingresos faism	\$2,277,035.00	\$250,284.00	\$250,284.00	\$250,284.00	\$250,284.00	\$250,284.00	\$250,284.00	\$250,284.00	\$250,284.00	\$250,284.00	\$250,282.00	\$0.00	\$0.00	\$2,502,838.00	-\$225,803.00
4311 Intereses financieros faism	\$0.00	\$0.00	\$0.21	\$1.56	\$2.88	\$5.29	\$7.75	\$20.83	\$26.11	\$17.89	\$0.20	\$2.26	\$0.93	\$85.91	-\$85.91

FONDO DE APORTACIONES PARA LA INFRAESTRUCTURA	\$2,277,035.00	\$250,284.00	\$250,284.21	\$250,285.56	\$250,286.88	\$250,289.29	\$250,291.75	\$250,304.83	\$250,310.11	\$250,301.89	\$250,282.20	\$2.26	\$0.93	\$2,507,923.91	-\$225,888.91
--	-----------------------	---------------------	---------------------	---------------------	---------------------	---------------------	---------------------	---------------------	---------------------	---------------------	---------------------	---------------	---------------	-----------------------	----------------------

05 FONDO DE APORTACIONES PARA EL FORTALECIMIENTO DE LOS MUNICIPIOS



Lic. Raúl Armando Padilla Islas


Lic. Luz Arely Samperio Islas

EPAZOYUCAN HIDALGO


Análítico Mensual de Ingresos Pagados por Fuente de Financiamiento al 31/DIC/2016

Rep: rptAnaliticoPresupuesto Ingresos_FF

CUENTA	Ley Ingresos vigente	Ene	Feb	Mar	Abr	May	Jun	Jul	Ago	Sep	Oct	Nov	Dic	Total	Diferencia (Vigente - Total)	
06	FONDO DE APORTACIONES PARA EL FORTALECIMIENTO															
4200	PARTICIPACIONES APORTACIONES TRANSFERENCIAS	\$7,156,650.00	\$633,398.00	\$633,398.00	\$633,398.00	\$633,398.00	\$633,398.00	\$0.00	\$1,266,796.00	\$633,398.00	\$633,398.00	\$633,398.00	\$633,398.00	\$7,600,776.00	-\$444,126.00	
4210	Participaciones y aportaciones	\$7,156,650.00	\$633,398.00	\$633,398.00	\$633,398.00	\$633,398.00	\$633,398.00	\$0.00	\$1,266,796.00	\$633,398.00	\$633,398.00	\$633,398.00	\$633,398.00	\$7,600,776.00	-\$444,126.00	
4211	Ingresos famn	\$7,156,650.00	\$633,398.00	\$633,398.00	\$633,398.00	\$633,398.00	\$633,398.00	\$0.00	\$1,266,796.00	\$633,398.00	\$633,398.00	\$633,398.00	\$633,398.00	\$7,600,776.00	-\$444,126.00	
4311	intereses financieros famn	\$0.00	\$0.00	\$0.00	\$0.00	\$0.00	\$0.00	\$0.00	\$0.00	\$0.00	\$0.00	\$0.00	\$0.00	\$0.00	\$0.00	
FONDO DE APORTACIONES PARA EL FORTALECIMIENTO		\$7,156,650.00	\$633,398.00	\$633,398.00	\$633,398.00	\$633,398.00	\$633,398.00	\$0.00	\$1,266,796.00	\$633,398.00	\$633,398.00	\$633,398.00	\$633,398.00	\$7,600,776.00	-\$444,126.00	
06	IMPUESTO SOBRE AUTOMOVILES NUEVOS															
4200	PARTICIPACIONES APORTACIONES TRANSFERENCIAS	\$0.00	\$0.00	\$18,832.00	\$9,416.02	\$9,416.04	\$9,416.01	\$9,416.06	\$9,416.02	\$9,416.03	\$9,416.06	\$9,416.01	\$9,416.08	\$60,183.76	\$163,760.09	-\$163,760.09
4210	Participaciones y aportaciones	\$0.00	\$0.00	\$18,832.00	\$9,416.02	\$9,416.04	\$9,416.01	\$9,416.06	\$9,416.02	\$9,416.03	\$9,416.06	\$9,416.01	\$9,416.08	\$60,183.76	\$163,760.09	-\$163,760.09
4211	Ingresos isan	\$0.00	\$0.00	\$18,832.00	\$9,416.00	\$9,416.00	\$9,416.00	\$9,416.00	\$9,416.00	\$9,416.00	\$9,416.00	\$9,416.00	\$9,416.08	\$60,183.70	\$163,759.78	-\$163,759.78
4311	intereses financieros isan	\$0.00	\$0.00	\$0.00	\$0.02	\$0.04	\$0.01	\$0.06	\$0.02	\$0.03	\$0.06	\$0.01	\$0.00	\$0.06	\$0.31	-\$0.31
IMPUESTO SOBRE AUTOMOVILES NUEVOS		\$0.00	\$0.00	\$18,832.00	\$9,416.02	\$9,416.04	\$9,416.01	\$9,416.06	\$9,416.02	\$9,416.03	\$9,416.06	\$9,416.01	\$9,416.08	\$60,183.76	\$163,760.09	-\$163,760.09
07	IMPUESTO ESPECIAL SOBRE PRODUCCION Y SERVICIOS (TABACOS)															
4200	PARTICIPACIONES APORTACIONES TRANSFERENCIAS	\$0.00	\$0.00	\$37,059.18	\$16,619.97	\$18,643.94	\$29,835.93	\$14,415.26	\$19,429.13	\$19,429.04	\$19,429.07	\$19,429.04	\$19,429.20	\$26,797.35	\$240,517.11	-\$240,517.11
4210	Participaciones y aportaciones	\$0.00	\$0.00	\$37,059.18	\$16,619.97	\$18,643.94	\$29,835.93	\$14,415.26	\$19,429.13	\$19,429.04	\$19,429.07	\$19,429.04	\$19,429.20	\$26,797.35	\$240,517.11	-\$240,517.11
4211	Ingresos iepis	\$0.00	\$0.00	\$37,059.18	\$16,619.93	\$18,643.87	\$29,835.80	\$14,415.22	\$19,429.00	\$19,429.00	\$19,429.00	\$19,429.00	\$19,429.00	\$26,797.24	\$240,516.24	-\$240,516.24
4311	intereses financieros iepis	\$0.00	\$0.00	\$0.00	\$0.04	\$0.07	\$0.13	\$0.04	\$0.13	\$0.04	\$0.07	\$0.04	\$0.20	\$0.11	\$0.87	-\$0.87
IMPUESTO ESPECIAL SOBRE PRODUCCION Y SERVICIOS (T)		\$0.00	\$0.00	\$37,059.18	\$16,619.97	\$18,643.94	\$29,835.93	\$14,415.26	\$19,429.13	\$19,429.04	\$19,429.07	\$19,429.04	\$19,429.20	\$26,797.35	\$240,517.11	-\$240,517.11
08	FONDO DE FISCALIZACION Y RECAUDACION															
4200	PARTICIPACIONES APORTACIONES TRANSFERENCIAS	\$308,048.00	\$0.00	\$41,844.00	\$20,922.07	\$20,922.05	\$0.08	\$41,844.05	\$220,922.02	\$170,922.99	\$20,922.89	\$20,922.07	\$20,922.22	\$246,401.10	\$826,545.54	-\$518,497.54
4210	Participaciones y aportaciones	\$308,048.00	\$0.00	\$41,844.00	\$20,922.07	\$20,922.05	\$0.08	\$41,844.05	\$220,922.02	\$170,922.99	\$20,922.89	\$20,922.07	\$20,922.22	\$246,401.10	\$826,396.13	-\$518,348.13
4211	Ingresos fofis	\$308,048.00	\$0.00	\$41,844.00	\$20,922.00	\$20,922.00	\$0.00	\$41,844.00	\$220,922.00	\$170,922.99	\$20,922.00	\$20,922.00	\$20,922.00	\$246,253.14	\$826,396.13	-\$518,348.13
4311	intereses financieros fofis	\$0.00	\$0.00	\$0.00	\$0.07	\$0.05	\$0.08	\$0.05	\$0.02	\$0.00	\$0.89	\$0.07	\$0.22	\$147.96	\$0.00	\$0.00
FONDO DE FISCALIZACION Y RECAUDACION		\$308,048.00	\$0.00	\$41,844.00	\$20,922.07	\$20,922.05	\$0.08	\$41,844.05	\$220,922.02	\$170,922.99	\$20,922.89	\$20,922.07	\$20,922.22	\$246,401.10	\$826,545.54	-\$518,497.54
9	COMPENSACION DEL IMPUESTO SOBRE AUTOMOVILES NUEVOS															
4200	PARTICIPACIONES APORTACIONES TRANSFERENCIAS	\$0.00	\$0.00	\$5,295.88	\$2,647.95	\$2,647.99	\$2,648.02	\$2,647.96	\$2,647.97	\$2,647.95	\$2,647.96	\$2,647.97	\$2,647.99	\$2,647.97	\$31,775.61	-\$31,775.61
4210	Participaciones y aportaciones	\$0.00	\$0.00	\$5,295.88	\$2,647.95	\$2,647.99	\$2,648.02	\$2,647.96	\$2,647.97	\$2,647.95	\$2,647.96	\$2,647.97	\$2,647.99	\$2,647.97	\$31,775.61	-\$31,775.61
4211	Ingresos compensacion isan	\$0.00	\$0.00	\$5,295.88	\$2,647.94	\$2,647.94	\$2,647.94	\$2,647.94	\$2,647.94	\$2,647.95	\$2,647.94	\$2,647.94	\$2,647.94	\$26,775.29	\$31,775.29	-\$31,775.29
4311	Intereses financieros compensacion isan	\$0.00	\$0.00	\$0.00	\$0.01	\$0.05	\$0.08	\$0.02	\$0.03	\$0.00	\$0.02	\$0.03	\$0.05	\$0.00	\$0.32	-\$0.32
COMPENSACION DEL IMPUESTO SOBRE AUTOMOVILES NU		\$0.00	\$0.00	\$5,295.88	\$2,647.95	\$2,647.99	\$2,648.02	\$2,647.96	\$2,647.97	\$2,647.95	\$2,647.96	\$2,647.97	\$2,647.99	\$2,647.97	\$31,775.61	-\$31,775.61
10	FONDO DE COMPENSACION															
4200	PARTICIPACIONES APORTACIONES TRANSFERENCIAS	\$0.00	\$0.00	\$0.00	\$0.00	\$0.00	\$0.00	\$0.00	\$0.00	\$0.00	\$0.00	\$0.00	\$0.00	\$0.00	\$0.00	


Lic. Rosalberto Padilla Islas


Lic. Luz Arely Sampayo Islas


Lic. Luz Arely Sampayo Islas

EPAZOYUCAN HIDALGO


Analítico Mensual de Ingresos Pagados por Fuente de Financiamiento al 31/DIC/2016

Rep: rptAnaliticoPresupuesto Ingresos_FF

CUENTA	Ley Ingresos vigente	Ene	Feb	Mar	Abr	May	Jun	Jul	Ago	Sep	Oct	Nov	Dic	Total	Diferencia (Vigente - Total)
4210 Participaciones y aportaciones	\$0.00	\$0.00	\$0.00	\$0.00	\$0.00	\$0.00	\$0.00	\$0.00	\$0.00	\$0.00	\$0.00	\$0.00	\$0.00	\$0.00	\$0.00
4211 Ingresos compensacion	\$0.00	\$0.00	\$0.00	\$0.00	\$0.00	\$0.00	\$0.00	\$0.00	\$0.00	\$0.00	\$0.00	\$0.00	\$0.00	\$0.00	\$0.00
4311 intereses financieros compensacion	\$0.00	\$0.00	\$0.00	\$0.00	\$0.00	\$0.00	\$0.00	\$0.00	\$0.00	\$0.00	\$0.00	\$0.00	\$0.00	\$0.00	\$0.00
FONDO DE COMPENSACION	\$0.00	\$0.00	\$0.00	\$0.00	\$0.00	\$0.00	\$0.00	\$0.00	\$0.00	\$0.00	\$0.00	\$0.00	\$0.00	\$0.00	\$0.00
11 INCENTIVOS A LA VENTA FINAL DE GASOLINA Y DIESEL															
4200 PARTICIPACIONES APORTACIONES TRANSFERENCIAS	\$0.00	\$0.00	\$95,236.00	\$47,618.18	\$47,618.14	\$0.15	\$95,236.07	\$47,618.21	\$47,618.12	\$47,618.19	\$47,618.00	\$47,618.44	\$83,045.86	\$606,845.36	-\$606,845.36
4210 Participaciones y aportaciones	\$0.00	\$0.00	\$95,236.00	\$47,618.18	\$47,618.14	\$0.15	\$95,236.07	\$47,618.21	\$47,618.12	\$47,618.19	\$47,618.00	\$47,618.44	\$83,045.86	\$606,845.36	-\$606,845.36
4211 Ingresos ieys incentivos	\$0.00	\$0.00	\$95,236.00	\$47,618.00	\$47,618.00	\$0.00	\$95,236.00	\$47,618.00	\$47,618.00	\$47,618.00	\$47,618.00	\$47,618.44	\$83,045.86	\$606,844.30	-\$606,844.30
4311 intereses financieros ieys incentivos	\$0.00	\$0.00	\$0.00	\$0.18	\$0.14	\$0.15	\$0.07	\$0.21	\$0.12	\$0.19	\$0.00	\$0.00	\$0.00	\$1.06	-\$1.06
INCENTIVOS A LA VENTA FINAL DE GASOLINA Y DIESEL	\$0.00	\$0.00	\$95,236.00	\$47,618.18	\$47,618.14	\$0.15	\$95,236.07	\$47,618.21	\$47,618.12	\$47,618.19	\$47,618.00	\$47,618.44	\$83,045.86	\$606,845.36	-\$606,845.36
12 RECURSOS EXTRAORDINARIOS															
4200 PARTICIPACIONES APORTACIONES TRANSFERENCIAS	\$0.00	\$0.00	\$0.00	\$0.00	\$0.00	\$0.00	\$300,000.00	\$0.77	\$0.00	\$0.00	\$0.00	\$0.00	\$0.00	\$300,000.77	-\$300,000.77
4210 Participaciones y aportaciones	\$0.00	\$0.00	\$0.00	\$0.00	\$0.00	\$0.00	\$300,000.00	\$0.77	\$0.00	\$0.00	\$0.00	\$0.00	\$0.00	\$300,000.77	-\$300,000.77
4211 Ingresos rec extraordinario	\$0.00	\$0.00	\$0.00	\$0.00	\$0.00	\$0.00	\$300,000.00	\$0.00	\$0.00	\$0.00	\$0.00	\$0.00	\$0.00	\$300,000.00	-\$300,000.00
4311 intereses financieros rec extraordinario	\$0.00	\$0.00	\$0.00	\$0.00	\$0.00	\$0.00	\$0.00	\$0.77	\$0.00	\$0.00	\$0.00	\$0.00	\$0.00	\$0.77	-\$0.77
RECURSOS EXTRAORDINARIOS	\$0.00	\$0.00	\$0.00	\$0.00	\$0.00	\$0.00	\$300,000.00	\$0.77	\$0.00	\$0.00	\$0.00	\$0.00	\$0.00	\$300,000.77	-\$300,000.77
13 INSTANCIA MUNICIPAL PARA EL DESARROLLO DE LAS MUJERES															
4200 PARTICIPACIONES APORTACIONES TRANSFERENCIAS	\$0.00	\$0.00	\$0.00	\$0.00	\$0.00	\$200,000.00	\$1.61	\$1.31	\$0.00	\$0.00	\$0.00	\$0.00	\$0.00	\$200,002.92	-\$200,002.92
4210 Participaciones y aportaciones	\$0.00	\$0.00	\$0.00	\$0.00	\$0.00	\$200,000.00	\$1.61	\$1.31	\$0.00	\$0.00	\$0.00	\$0.00	\$0.00	\$200,002.92	-\$200,002.92
4211 Ingresos impdm	\$0.00	\$0.00	\$0.00	\$0.00	\$0.00	\$200,000.00	\$0.00	\$0.00	\$0.00	\$0.00	\$0.00	\$0.00	\$0.00	\$200,000.00	-\$200,000.00
4311 intereses financieros impdm	\$0.00	\$0.00	\$0.00	\$0.00	\$0.00	\$0.00	\$1.61	\$1.31	\$0.00	\$0.00	\$0.00	\$0.00	\$0.00	\$2.92	-\$2.92
INSTANCIA MUNICIPAL PARA EL DESARROLLO DE LAS MUJERES	\$0.00	\$0.00	\$0.00	\$0.00	\$0.00	\$200,000.00	\$1.61	\$1.31	\$0.00	\$0.00	\$0.00	\$0.00	\$0.00	\$200,002.92	-\$200,002.92
14 FONDO DE PAVIMENTACION ESPACIOS DEPORTIVOS, ALUMBRADO PUBLICO Y REHABILITACION DE INFRAESTRUCTURA EDUCATIVA															
4200 PARTICIPACIONES APORTACIONES TRANSFERENCIAS	\$0.00	\$0.00	\$0.00	\$0.00	\$0.00	\$0.00	\$0.00	\$0.00	\$0.00	\$0.00	\$0.00	\$0.00	\$0.00	\$0.00	\$0.00
4210 Participaciones y aportaciones	\$0.00	\$0.00	\$0.00	\$0.00	\$0.00	\$0.00	\$0.00	\$0.00	\$0.00	\$0.00	\$0.00	\$0.00	\$0.00	\$0.00	\$0.00
4211 Ingresos fopam	\$0.00	\$0.00	\$0.00	\$0.00	\$0.00	\$0.00	\$0.00	\$0.00	\$0.00	\$0.00	\$0.00	\$0.00	\$0.00	\$0.00	\$0.00
4311 intereses financieros fopam	\$0.00	\$0.00	\$0.00	\$0.00	\$0.00	\$0.00	\$0.00	\$0.00	\$0.00	\$0.00	\$0.00	\$0.00	\$0.00	\$0.00	\$0.00



Lic. Raúl Armando Padilla Islas




Lic. Ana Belén Camparis Irujo

EPAZOYUCAN HIDALGO

Analítico Mensual de Ingresos Pagados por Fuente de Financiamiento al 31/DIC/2016

Rep: rptAnalíticoPresupuesto Ingresos_FF

CUENTA	Ley Ingresos vigente	Ene	Feb	Mar	Abr	May	Jun	Jul	Ago	Sep	Oct	Nov	Dic	Total	Diferencia (Vigente - Total)
FONDO DE PAVIMENTACION ESPACIOS DEPORTIVOS ALUMBRADO PUBLICO Y REHABILITACION DE INFRAESTRUCTURA EDUCATIVA															
15 PROGRAMA 3x1 PARA MIGRANTES		\$0.00	\$0.00	\$0.00	\$0.00	\$0.00	\$0.00	\$0.00	\$0.00	\$0.00	\$0.00	\$0.00	\$0.00	\$0.00	\$0.00
4200 PARTICIPACIONES APORTACIONES TRANSFERENCIAS		\$0.00	\$0.00	\$0.00	\$0.00	\$0.00	\$0.00	\$0.00	\$0.00	\$0.00	\$0.00	\$0.00	\$0.00	\$0.00	\$0.00
4210 Participaciones y aportaciones		\$0.00	\$0.00	\$0.00	\$0.00	\$0.00	\$0.00	\$0.00	\$0.00	\$0.00	\$0.00	\$0.00	\$0.00	\$0.00	\$0.00
4211 Ingresos iepe 3X1		\$0.00	\$0.00	\$0.00	\$0.00	\$0.00	\$0.00	\$0.00	\$0.00	\$0.00	\$0.00	\$0.00	\$0.00	\$0.00	\$0.00
4311 Intereses financieros 3X1		\$0.00	\$0.00	\$0.00	\$0.00	\$0.00	\$0.00	\$0.00	\$0.00	\$0.00	\$0.00	\$0.00	\$0.00	\$0.00	\$0.00
PROGRAMA 3x1 PARA MIGRANTES		\$0.00	\$0.00	\$0.00	\$0.00	\$0.00	\$0.00	\$0.00	\$0.00	\$0.00	\$0.00	\$0.00	\$0.00	\$0.00	\$0.00
16 VARIOS 2014															
4200 PARTICIPACIONES APORTACIONES TRANSFERENCIAS		\$0.00	\$568.84	\$0.43	\$0.28	\$0.21	\$0.00	\$0.00	\$0.00	\$0.00	\$0.00	\$0.00	\$0.00	\$569.76	-\$569.76
4210 Participaciones y aportaciones		\$0.00	\$568.84	\$0.43	\$0.28	\$0.21	\$0.00	\$0.00	\$0.00	\$0.00	\$0.00	\$0.00	\$0.00	\$569.76	-\$569.76
4211 Intereses financieros varios 2014		\$0.00	\$4.02	\$0.43	\$0.00	\$0.00	\$0.00	\$0.00	\$0.00	\$0.00	\$0.00	\$0.00	\$0.00	\$4.45	-\$4.45
4211 Fondo general de participaciones del ejercicio 2015		\$0.00	\$564.82	\$0.00	\$0.28	\$0.21	\$0.00	\$0.00	\$0.00	\$0.00	\$0.00	\$0.00	\$0.00	\$565.31	-\$565.31
VARIOS 2014		\$0.00	\$568.84	\$0.43	\$0.28	\$0.21	\$0.00	\$0.00	\$0.00	\$0.00	\$0.00	\$0.00	\$0.00	\$569.76	-\$569.76
17 FONDO DE ESTABILIZACION DE INGRESOS DE LAS ENTIDADES FEDERATIVAS															
4200 PARTICIPACIONES APORTACIONES TRANSFERENCIAS		\$0.00	\$0.00	\$0.00	\$0.00	\$374,570.84	\$0.21	\$0.98	\$0.13	\$0.00	\$0.00	\$0.00	\$0.00	\$374,572.16	-\$374,572.16
4210 Participaciones y aportaciones		\$0.00	\$0.00	\$0.00	\$0.00	\$374,570.84	\$0.21	\$0.98	\$0.13	\$0.00	\$0.00	\$0.00	\$0.00	\$374,572.16	-\$374,572.16
4211 FEIEF		\$0.00	\$0.00	\$0.00	\$0.00	\$374,570.84	\$0.00	\$0.00	\$0.00	\$0.00	\$0.00	\$0.00	\$0.00	\$374,570.84	-\$374,570.84
4211 Intereses financieros		\$0.00	\$0.00	\$0.00	\$0.00	\$0.00	\$0.21	\$0.98	\$0.13	\$0.00	\$0.00	\$0.00	\$0.00	\$1.32	-\$1.32
VARIOS 2014		\$0.00	\$0.00	\$0.00	\$0.00	\$374,570.84	\$0.21	\$0.98	\$0.13	\$0.00	\$0.00	\$0.00	\$0.00	\$374,572.16	-\$374,572.16
18 FONDO PARA EL FORTALECIMIENTO DE LA INFRAESTRUCTURA ESTATAL Y MUNICIPAL															
4200 PARTICIPACIONES APORTACIONES TRANSFERENCIAS		\$0.00	\$0.00	\$0.00	\$0.00	\$0.00	\$741,750.00	\$741,751.44	\$0.00	\$0.00	\$0.00	\$0.00	\$0.00	\$1,483,501.44	-\$1,483,501.44
4210 Participaciones y aportaciones		\$0.00	\$0.00	\$0.00	\$0.00	\$0.00	\$741,750.00	\$741,751.44	\$0.00	\$0.00	\$0.00	\$0.00	\$0.00	\$1,483,501.44	-\$1,483,501.44
4211 FEIEF		\$0.00	\$0.00	\$0.00	\$0.00	\$0.00	\$741,750.00	\$741,750.00	\$0.00	\$0.00	\$0.00	\$0.00	\$0.00	\$1,483,500.00	-\$1,483,500.00



Lic. Reul Armenda Padilla Islas



Lic. Luz Arely Samperio Islas

EPAZOYUCAN HIDALGO

Análítico Mensual de Ingresos Pagados por Fuente de Financiamiento al 31/DIC/2016

Rep: rptAnalíticoPresupuesto Ingresos_FF

CUENTA	Ley Ingresos vigente	Ene	Feb	Mar	Abr	May	Jun	Jul	Ago	Sep	Oct	Nov	Dic	Total	Diferencia (Vigente - Total)
4211 Intereses financieros	\$0.00	\$0.00	\$0.00	\$0.00	\$0.00	\$0.00	\$0.00	\$1.44	\$0.00	\$0.00	\$0.00	\$0.00	\$0.00	\$1.44	-\$1.44
VIARIOS 2014	\$0.00	\$0.00	\$0.00	\$0.00	\$0.00	\$0.00	\$0.00	\$741,751.44	\$0.00	\$0.00	\$0.00	\$0.00	\$0.00	\$1,483,501.44	-\$1,483,501.44
Total Final:	\$34,986,033.00	\$31,776,389.75	\$32,277,462.07	\$27,271,199.36	\$3,129,342.51	\$3,312,896.89	\$5,128,920.79	\$5,637,644.09	\$3,738,862.94	\$5,574,288.58	\$2,793,145.42	\$2,670,477.94	\$5,880,263.88	\$45,129,805.51	-\$10,143,772.51



Lic. Raúl Armando Padilla Isias



Lic. Luz Arely Samperio Isias